	Richard L. Oreair & Company Safety Management System	Doc No:	ESP
		Initial Issue Date:	4/30/10
<b>ELECTRICAL SAFETY: QUALIFIED/NON QUALIFIED</b>		Revision Date:	Initial Version
		Revision No.:	0
		Next Revision Date:	4/30/11
Preparation: Safety Mgr	Authority: President	Issuing Dept: Safety	Page: Page 1 of 8

## Purpose

The purpose of the Electrical Safety program is to set forth procedures for the safe use of electrical equipment, tools, and appliances at Richard L. Oreair & Company.

## Scope

This program applies to all Richard L. Oreair & Company employees, temporary employees, and contractors. When work is performed on a non-owned or operated site, the operator's program shall take precedence, however, this document covers Richard L. Oreair & Company employees and contractors and shall be used on owned premises, or when an operator's program doesn't exist or is less stringent.

## Definitions

**Affected Personnel** - Personnel who normally use and work with electrical equipment, tools, and appliances, but who do not make repairs or perform lock out/tag out procedures.

**Appliances** - Electrical devices not normally associated with commercial or industrial equipment such as air conditioners, computers, printers, copiers, coffee pots, microwave ovens, toasters, etc.

**Circuit Breaker** - A device designed to open and close a circuit by non-automatic means and to open the circuit automatically on a predetermined over current without injury to itself when properly applied within its rating.

**Disconnecting Means** - A device, or group of devices, or other means by which the conductors of a circuit can be disconnected from their source of supply.

**Disconnecting Switch** - A mechanical switching device used for isolating a circuit or equipment from a source of power.


**Double Insulated Tool** - Tools designed of non-conductive materials that do not require a grounded, three wire plug.

**Ground** - Connected to earth or some conducting body that serves in place of the earth.

**Grounded Conductor** - A conductor used to connect equipment or the grounded circuit of a wiring system to a grounding electrode or electrodes.

**Ground Fault Circuit Interrupter (GFCI)** - A device whose function is to interrupt the electric circuit to the load when a fault current to ground exceeds some predetermined value that is less than that required to operate the over current protective device of the supply circuit. Richard L. Oreair & Company shall use GFCIs in lieu of an assured grounding program.

**Insulated** - A conductor encased within material of composition and thickness that is recognized as electrical insulation.

	Richard L. Oreair & Company Safety Management System	Doc No:	ESP
		Initial Issue Date	4/30/10
<b>ELECTRICAL SAFETY: QUALIFIED/NON QUALIFIED</b>		Revision Date:	Initial Version
		Revision No.	0
		Next Revision Date:	4/30/11
Preparation: Safety Mgr	Authority: President	Issuing Dept: Safety	Page: Page 2 of 8

Premises Wiring - That interior and exterior wiring, including power, lighting, control, and signal circuit wiring together with all of its associated hardware, fittings, and wiring devices, both permanently and temporarily installed, which extends from the load end of the service drop, or load end of the service lateral conductors to the outlet (s). Such wiring does not include wiring internal to appliances, fixtures, motors, controllers, motor control centers, and similar equipment.

Qualified Person - One that has been trained in the repair, construction and operation of electrical equipment and the hazards involved.

Strain Relief - A mechanical device that prevents force from being transmitted to the connections or terminals of a cable or extension cord.

Class I Locations - Are those in which flammable gases or vapors are or may be present in the air in quantities sufficient to produce explosive or ignitable mixtures.


Class 1 Division 1 - Is a location (a) in which hazardous concentrations of flammable gases or vapors may exist under normal operating conditions; or (b) in which hazardous concentrations of such gases or vapors may exist frequently because of repairs or maintenance operations or because of leakage; or (c) in which a breakdown or faulty operation or equipment or processes might release hazardous concentrations of flammable gases or vapors, and might also cause simultaneous failure of electrical equipment.

Class 1 Division 2 - Is a location (a) in which volatile flammable liquids or flammable gases are handled, processed, or used, but in which the hazardous liquid, vapors, or gases will normally be confined within closed containers or closed systems from which they can escape only in case of accidental rupture or breakdown of such containers or systems, or in of abnormal operation of equipment or (b) in which hazardous concentrations of gases or vapors are normally prevented by positive mechanical ventilation, and which might become hazardous through failure or abnormal operations of the ventilating equipment; or (c) that is adjacent to a Class 1, Division 1 location, and to which hazardous concentrations of gases or vapors might occasionally be communicated unless such communication is prevented by adequate positive-pressure ventilation from a source of clean air, and effective safeguards against ventilation failure are provided.

Class II locations - Class II locations are those that are hazardous because of the presence of combustible dust. Class II locations include the following:

Class II, Division 1 - A Class II, Division 1 location is a location (a) in which combustible dust is or may be in suspension in the air under normal operating conditions, in quantities sufficient to produce explosive or ignitable mixtures; or (b) where mechanical failure or abnormal operation of machinery or equipment might cause such explosive or ignitable mixtures to be produced, and might also provide a source of ignition through simultaneous failure of electric equipment, operation of protection devices, or from other causes, or (c) in which combustible dusts of an electrically conductive nature may be present.

**NOTE:** This classification may include areas of, areas where metal dusts and powders are produced or processed, and other similar locations that contain dust producing machinery and equipment (except where the equipment is dust-tight or vented to the outside).

	Richard L. Oreair & Company Safety Management System		Doc No:	ESP
			Initial Issue Date	4/30/10
			Revision Date:	Initial Version
			Revision No.	0
<b>ELECTRICAL SAFETY: QUALIFIED/NON QUALIFIED</b>			Next Revision Date:	4/30/11
			Preparation: Safety Mgr	Authority: President

- These areas would have combustible dust in the air, under normal operating conditions, in quantities sufficient to produce explosive or ignitable mixtures.
- Combustible dusts that are electrically nonconductive include dusts produced in the handling and processing produce combustible dusts when processed or handled.
- Dusts containing magnesium or aluminum are particularly hazardous and the use of extreme caution is necessary to avoid ignition and explosion.

Class II, Division 2 - A Class II, Division 2 location is a location in which: (a) combustible dust will not normally be in suspension in the air in quantities sufficient to produce explosive or ignitable mixtures, and dust accumulations are normally insufficient to interfere with the normal operation of electrical equipment or other apparatus; or (b) dust may be in suspension in the air as a result of infrequent malfunctioning of handling or processing equipment, and dust accumulations resulting there from may be ignitable by abnormal operation or failure of electrical equipment or other apparatus.

*NOTE:* This classification includes locations where dangerous concentrations of suspended dust would not be likely but where dust accumulations might form on or in the vicinity of electric equipment. These areas may contain equipment from which appreciable quantities of dust would escape under abnormal operating conditions or be adjacent to a Class II Division 1 location, as described above, into which an explosive or ignitable concentration of dust may be put into suspension under abnormal operating conditions.

## Responsibilities

---

### Managers/Supervisor


The HSE Manager will develop electrical safety programs and procedures in accordance with OSHA requirements and/or as indicated by events and circumstances.

Operations Managers and Supervisors are responsible for ensuring that only qualified employees and or qualified contractors perform electrical repairs or installations.

Operations Managers are also responsible for ensuring all applicable electrical safety programs are implemented and maintained at their locations.

Employees are responsible to use electrical equipment, tools, and appliances according to this program, for attending required training sessions when directed to do so and to report unsafe conditions to their supervisor immediately.

Only qualified employees may work on electric circuit parts or equipment that has not been de-energized. Such employees shall be made familiar with the use of special precautionary techniques, PPE, insulating and shielding materials and insulated tools.

	Richard L. Oreair & Company Safety Management System	Doc No:	ESP
		Initial Issue Date:	4/30/10
<b>ELECTRICAL SAFETY: QUALIFIED/NON QUALIFIED</b>		Revision Date:	Initial Version
		Revision No.:	0
		Next Revision Date:	4/30/11
Preparation: Safety Mgr	Authority: President	Issuing Dept: Safety	Page: Page 4 of 8

## Safe Work Practices

### Inspections


- Electrical equipment, tools, and appliances must be inspected prior to each use.
- The use of a hard fixed GFCI or a portable GFCI adapter shall be used with all portable hand tools, electric extension cords, drop lights and all 110 volt equipment.
- Faulty equipment, tools, or appliances shall be removed from service immediately and tagged "Out of Service", dated and signed by the employee applying the tag.

### Repairs

- Only Qualified Personnel, who have been authorized by the department supervisor or manager, may make repairs to supply cords on electrical tools and to extension cords.
- The names of employees authorized to make repairs will be posted in the workplace.
- Only certified electricians shall be allowed to make repairs to electrical equipment and wiring systems.
- The supervisor obtaining the services of a certified electrician is responsible to verify the electrician's credentials.
- Employees shall not enter spaces containing exposed energized parts unless qualified and proper illumination exists to enable employees to work safely.
- Employees shall not wear conductive apparel such as rings, watches, jewelry, etc. (unless they are rendered non-conductive by covering, wrapping, or other insulating means) while working on or near open energized equipment this includes batteries on trucks, forklifts, phone backup systems or other such equipment.
- If employees are subject to handle long dimensional conductor objects (ducts or pipes), steps for safe work practices shall be employed to ensure the safety of workers.

### Extension Cords

- Use only three-wire, grounded, extension cords and cables that conform to a hard service rating of 14 amperes or higher, and grounding of the tools or equipment being supplied.
- Only commercial or industrial rated-grounded extension cords may be used in shops and outdoors.
- Cords for use other than indoor appliances must have a rating of at least 14 amps.
- Cords must have suitable strain relief provisions at both the plug the receptacle ends.
- Work lamps (drop light) used to power electrical tools must have a 3 wire, grounded outlet, unless powering insulated tools.
- Adapters that allow three wire, grounded prongs, connected to two wire non-grounded outlets are strictly prohibited.
- Cords must have a service rating for hard or extra-hard service and have S, AJ, ST, SO, SJO, SJT, STO, or SJTO printed on the cord.
- Cords may not be run through doorways, under mats or carpets, across walkways or aisles, concealed behind walls, ceilings or floors, or run through holes in walls, or anywhere where they can become a tripping hazard.
- High current equipment or appliances should be plugged directly into a wall outlet whenever possible.
  - All extension cords shall be plugged into one of the following:

	Richard L. Oreair & Company Safety Management System	Doc No:	ESP
		Initial Issue Date:	4/30/10
<b>ELECTRICAL SAFETY: QUALIFIED/NON QUALIFIED</b>		Revision Date:	Initial Version
		Revision No.:	0
		Next Revision Date:	4/30/11
Preparation: Safety Mgr	Authority: President	Issuing Dept: Safety	Page: Page 5 of 8

- A GFCI outlet;
- A GFCI built into the cord;
- A GFCI adapter used between the wall outlet and cord plug.

- All extension cords and or electrical cords shall be inspected daily or before each use, for breaks, plug condition and ground lugs, possible internal breaks, and any other damage. If damage is found, the extension cord or electrical cord shall be remove from service and repaired or replaced.
- Extension cords shall not be used on compressor skid to operated heat tapes or any other type of equipment on a temporary basis. Heat tapes or other equipment shall be hard wired per applicable electrical codes.

#### Outlets

- Outlets connected to circuits with different voltages must use a design such that the attachment plugs on the circuits are not interchangeable.

#### Multiple Outlet Boxes

- Multiple outlet boxes must be plugged into a wall receptacle.
- Multiple outlet boxes must not be used to provide power to microwave ovens, toasters, space heaters, hot plates, coffeepots, or other high-current loads.

#### Double Insulated Tools

- Double insulated tools must have the factory label intact indicating the tool has been approved to be used without a three wire grounded supply cord connection.
- Double insulated tools must not be altered in any way, which would negate the factory rating.

#### Switches, circuit breakers, and disconnects


- All electrical equipment and tools must have an on and off switch and may not be turned on or off by plugging or unplugging the supply cord at the power outlet.
- Circuit breaker panel boxes and disconnects must be labelled with the voltage rating.
- Each breaker within a breaker panel must be labelled for the service it provides.
- Disconnect switches providing power for individual equipment must be labelled accordingly.

#### Ladders

- Only approved, non-conductive ladders, may be used when working near or with electrical equipment, which includes changing light bulbs.
- Ladders must be either constructed of wood, fiberglass, or have non-conductive side rails.
- Wood ladders should not be painted, which can hide defects, except with clear lacquer.
- When using ladders they shall be free from any moisture, oils, and greases.

#### Energized and Overhead High Voltage Power Lines & Equipment

- A minimum clearance of 10 feet from high voltage lines must be maintained when operating vehicular and mechanical equipment such as forklifts, cranes, winch trucks, and other similar equipment.
- When possible, power lines shall be de-energized and grounded or other protective measures shall be provided before work is started.
- Minimum approach distance to energized high power voltages lines for unqualified employees is 10 feet.

	Richard L. Oreair & Company Safety Management System	Doc No:	ESP
		Initial Issue Date:	4/30/10
<b>ELECTRICAL SAFETY: QUALIFIED/NON QUALIFIED</b>		Revision Date:	Initial Version
		Revision No.:	0
		Next Revision Date:	4/30/11
Preparation: Safety Mgr	Authority: President	Issuing Dept: Safety	Page: Page 6 of 8

- Minimum approach distance for qualified employees shall be followed per 29 CFR 1910.333(c)(3)(i) Qualified – Table S5 Selection and Use of Work Practices - Approach Distances for Qualified Employees – Alternating Current).

#### Confined or Enclosed Work Spaces


- When an employee works in a confined or enclosed space that contains exposed energized parts, the employee shall isolate the energy source and turn off the source and lock and tag out the energy source (Only qualified electricians can work on an exposed energy source).
- Protective shields, protective barriers or insulating materials as necessary shall be provided.

#### Enclosures, Breaker Panels, and Distribution Rooms

- A clear working space must be maintained in the front, back and on each side of all electrical enclosures and around electrical equipment for a safe operation and to permit access for maintenance and alteration.
- A minimum two-foot working floor space in front of panels and enclosures shall be painted yellow.
- Employees may not enter spaces containing exposed energized parts unless illumination is provided that enables the employees to work safely.
- Housekeeping in distribution rooms must receive high priority to provide a safe working and walking area in front of panels and to keep combustible materials to the minimum required to perform maintenance operations.
- All enclosures and distribution rooms must have “Danger: High Voltage – Authorized Personnel Only” posted on the front panel and on entrance doors.
- Flammable materials are strictly prohibited inside distribution rooms (Boxes, rags, cleaning fluids, etc.)

#### Lock Out/Tag Out

- No work shall be performed on (or near enough to them for employees to be exposed due to the dangers of tools or other equipment coming into contact with the live parts) live parts and the hazards they present.
- If any employee is exposed to contact with parts of fixed electric equipment or circuits which have been deenergized, the circuits energizing the parts shall be locked out or tagged or both.
- Conductors and parts of electrical equipment that have been de-energized but not been locked or tagged out shall be treated as live parts.
- Per Richard L. Oreair & Company policy all electrical will be outsourced and performed only by qualified and licensed electrical contractors who are familiar with the use of special precautionary techniques, PPE, insulating and shielding materials and insulated tools. Any equipment being made ready for maintenance will be locked out using Richard L. Oreair & Company’s Control of Hazardous Energy – Lock Out/Tag Out Program. Lockouts are performed by the HSE Manager, Shop Foreman or Branch Manager. Designated employees in some branches may be trained by local management to lock out equipment. If live sources are to be worked it will only be performed with the knowledge of local management. Only certified electricians may work on electric circuit parts or equipment.
- Only authorized personnel may perform lock out/tag out work on electrical equipment and will follow Richard L. Oreair & Company’s Control of Hazardous Energy – Lock out/Tag Out Program.
- Authorized personnel will be trained in lock out/tag out procedures.
- Affected personnel will be notified when lock out/tag out activities are being performed in their work area.

	Richard L. Oreair & Company Safety Management System	Doc No:	ESP
		Initial Issue Date:	4/30/10
<b>ELECTRICAL SAFETY: QUALIFIED/NON QUALIFIED</b>		Revision Date:	Initial Version
		Revision No.:	0
		Next Revision Date:	4/30/11
Preparation: Safety Mgr	Authority: President	Issuing Dept: Safety	Page: Page 7 of 8

#### Contractors

- Only approved, certified, electrical contractors may perform construction and service work on Richard L. Oreair & Company or client property.
- It is the Manager/Supervisors responsibility to verify the contractor's certification.

#### Fire Extinguishers

- Approved fire extinguishers must be provided near electrical breaker panels and distribution centers.
- Water type extinguishers shall not be located closer than 50 feet from electrical equipment.

#### Electric Shock-CPR:

- If someone is discovered that has received an electric shock and is unconscious, first check to see if their body is in contact with an electrical circuit. Do not touch a person until you are sure there is no contact with an electrical circuit.
- When it is safe to make contact with the victim, begin CPR if the person's heart has stopped or they are not breathing.
- Call for help immediately.

#### Electric Welders

- A disconnecting means shall be provided in the supply circuit for each motor-generator arc welder, and for each AC transformer and DC rectifier arc welder which is not equipped with a disconnect mounted as an integral part of the welder.
- A switch or circuit breaker shall be provided by which each resistance welder and its control equipment can be isolated from the supply circuit. The ampere rating of this disconnecting means may not be less than the supply conductor ampacity.

#### Equipment Grounding

- All gas compressors, air compressors, separators, vessels, etc. shall be grounded by means of using a lug and ground strap, nominal in size to a 1/2" bolt or larger, attached to a ground rod six feet or longer.
- Equipment bonding jumpers shall be of copper or other corrosion-resistance material.
- The transfer of hazardous or flammable material from a metal or plastic container with a flash point of 100 degrees F or less shall have a ground strap from the container and attached to the skid or a ground rod placed in the ground.

#### Assured Grounding


OSHA requires that employers shall use either ground fault circuit interrupters (GFCI) or an assured equipment grounding conductor program to protect personnel from electrical shock while working.

- EGI shall use GFCI's in lieu of an assured grounding program.

#### Ground Fault Circuit Interrupters

All 120-volt, single-phase 15 and 20 ampere receptacle outlets on construction or maintenance sites, which are not part of the permanent wiring of the building or structure and which are in use by employees, shall have approved ground fault circuit interrupters for personnel protection.

- All hand portable electric tools and extension cords shall use a GFCI.

	Richard L. Oreair & Company Safety Management System		Doc No:	ESP
			Initial Issue Date	4/30/10
<b>ELECTRICAL SAFETY: QUALIFIED/NON QUALIFIED</b>			Revision Date:	Initial Version
			Revision No.	0
			Next Revision Date:	4/30/11
Preparation: Safety Mgr	Authority: President	Issuing Dept: Safety	Page:	Page 8 of 8

- Additionally, approved GFCI's shall be used for 240-Volt circuits in the same service as described above.
- GFCI's must be used on all 120 volt, single-phase 15 amp and 20 amp receptacles within 6 feet of a sink, damp areas or on installed outdoor equipment.
- The GFCI must be the first device plugged into a permanent receptacle.
- The GFCI must be tested before each use.

## Training

---

All regular full time and temporary employees will be trained in Electrical Safety utilizing the Richard L. Oreair & Company Electrical Safety Training course or an approved equivalent.

Employees who face a risk of electric shock, but who are not qualified persons, shall be trained and familiar with electrically related safety practices.

Employee shall be trained in safety related work practices that pertain to their respective job assignments.

Employees shall be trained on clearance distances.

Safe work practices shall be employed to prevent electric shock or other injuries resulting for either direct or indirect electrical contacts when work is performed near or on equipment or circuits which are or may be energized.