	Richard L. Oreair & Co. Safety Management System		Doc No:	NFPA
			Initial Issue Date	7/19/17
NFPA 70E			Revision Date:	Initial Version
			Revision No.	0
			Next Review Date:	7/19/17
Preparation: Safety Mgr	Authority: President	Issuing Dept: Safety	Page:	Page 1 of 9

Purpose

The purpose of this program is to set forth procedures for the safe use of electrical equipment, tools, and to comply with NFPA 70E requirements.

Scope

This program applies to all RICHARD L. OREAIR & RICHARD L. OREAIR & COMPANY employees, temporary employees, and contractors. When work is performed on a non-owned or operated site, the operator's program shall take precedence, however, this document covers RICHARD L. OREAIR & COMPANY employees and contractors and shall be used on owned premises, or when an operator's program doesn't exist or is less stringent.

RICHARD L. OREAIR & COMPANY shall advise the host employer of:

- Any unique hazards presented by the contract employer's work,
- Any unanticipated hazards found during work by RICHARD L. OREAIR & COMPANY that the host employer did not mention, and
- The measures RICHARD L. OREAIR & COMPANY took to correct any hazards reported by the host employer to prevent such hazards from recurring in the future.

Responsibilities

Managers/Supervisor

The HSE Manager will develop electrical safety programs and procedures in accordance with OSHA requirements and/or as indicated by events and circumstances.


Operations Managers and Supervisors are responsible for ensuring that only qualified employees and or qualified contractors perform electrical repairs or installations. Unqualified persons shall not be permitted to enter spaces that are required to be accessible to qualified employees only, unless the electric conductors and equipment involved are in an electrically safe work condition.

Operations Managers and Supervisors shall ensure a documented job briefing is held before starting each job and will include all employees involved. The briefing will cover hazards associated with the job, work procedures involved, special precautions, energy source controls and PPE requirements.

Operations Managers are also responsible for ensuring all applicable electrical safety programs are implemented and maintained at their locations.

Employees are responsible to use electrical equipment, tools, and appliances according to this program, for attending required training sessions when directed to do so and to report unsafe conditions to their supervisor immediately.

Only qualified employees may work on electric circuit parts or equipment that has not been de-energized. Such employees shall be made familiar with the use of special precautionary techniques, PPE, insulating and shielding materials and insulated tools.

	Richard L. Oreair & Co. Safety Management System	Doc No:	NFPA
		Initial Issue Date:	7/19/17
NFPA 70E		Revision Date:	Initial Version
		Revision No.:	0
		Next Review Date:	7/19/17
Preparation: Safety Mgr	Authority: President	Issuing Dept: Safety	Page: Page 2 of 9

Safe Work Practices

Prior to any work being done within the Limited Approach Boundary a hazard risk analysis shall be performed. The analysis shall contain event severity, frequency, probability and avoidance to determine the level of safe practices employed.

Safe Work Practices for Working within the Limited Approach Boundary

The limited approach boundary is the distance from an exposed live part within which a shock hazard exists.

Only qualified persons complete tasks such as testing, troubleshooting and voltage measuring within the limited approach boundary. Only qualified persons shall perform tasks such as testing, troubleshooting and voltage measuring within the limited approach boundary of energized electrical conductors or circuit parts operating at 50 volts or more or where an electrical hazard exists.

The restricted approach boundary is the closest distance to exposed live parts a qualified person can approach with without proper PPE and tools. Inside this boundary, accidental movement can put a part of the body or conductive tools in contact with live parts or inside the prohibited approach boundary. To cross the restricted approach boundary, the qualified person must:


- Have an energized work permit that is approved by the supervisor or manager responsible or the safety plan.
- Use PPE suitable for working near exposed live parts and rated for the voltage and energy level involved.
- Be certain that no part of the body enters the prohibited space.
- Minimize the risk from unintended movement, by keeping as much of the body as possible out of the restricted space; body parts in the restricted space should be protected.

The prohibited approach boundary is the minimum approach distance to exposed live parts to prevent flashover or arcing. Approaching any closer is comparable to making direct contact with a live part. To cross the prohibited approach boundary, the qualified person must:

- Have specified training to work on exposed live parts.
- Have a permit with proper written work procedures and justifying the need to work that close.
- Do a risk analysis.
- Have (2) and (3) approved by the appropriate supervisor.
- Use PPE appropriate for working near exposed live parts and rated for the voltage and energy level involved.

The Flash Protection Boundary is the approach limit at a distance from exposed live parts within which a person could receive a second degree burn if an electrical arc flash were to occur.

- Use PPE appropriate for working near exposed live parts and rated for the voltage and energy level involved.
- For systems of 600 volts and less, the flash protection boundary is 4 feet, based on an available bolted fault current of 50 kA and a clearing time of 6 cycles for the circuit breaker to act, or any combination of fault currents and clearing times not exceeding 300 kA cycles.

	Richard L. Oreair & Co. Safety Management System	Doc No:	NFPA
		Initial Issue Date:	7/19/17
NFPA 70E		Revision Date:	Initial Version
		Revision No.:	0
		Next Review Date:	7/19/17
Preparation: Safety Mgr	Authority: President	Issuing Dept: Safety	Page: Page 3 of 9

- When working on de-energized parts and inside the flash protection boundary for nearby live exposed parts - If the parts cannot be de-energized, use barriers such as insulated blankets to protect against accidental contact or wear proper PPE.


Arc Flash Hazard Analysis

An arc flash hazard analysis includes the following:

- Collect data on the facility's power distribution system.
 - Arrangement of components on a one-line drawing with nameplate specifications of every device.
 - Lengths and cross-section area of all cables.
- Contact the electric utility for information including the minimum and maximum fault currents that can be expected at the entrance to the facility.
- Conduct a short circuit analysis followed by a coordination study is performed.
- Feed the resultant data into the NFPA 70E equations.
 - These equations produce the necessary flash protection boundary distances and incident energy to determine the minimum PPE requirement.
 - The flash protection boundary is the distance at which PPE is needed to prevent incurable burns (2nd degree or worse) if an arc flash occurs. (It is still possible to suffer 1st or 2nd degree burns.)
- For systems of 600 volts and less, the flash protection boundary is 4 feet, based on an available bolted fault current of 50 kA (kiloamps) and a clearing time of 6 cycles (0.1 seconds) for the circuit breaker to act, or any combination of fault currents and clearing times not exceeding 300 kA cycles (5000 ampere seconds).

When working on de-energized the parts, but still inside the flash protection boundary for nearby live exposed parts:

- If the parts cannot be de-energized, barriers such as insulated blankets must be used to protect against accidental contact or PPE must be worn.
- Employees shall not reach blindly into areas that might contain exposed live parts.
- Employees shall not enter spaces containing live parts unless illumination is provided that allows the work to be performed safely.
- Conductive articles of jewelry and clothing (such as watchbands, bracelets, rings, key chains, necklaces, metalized aprons, cloth with conductive thread, metal headgear, or metal frame glasses) shall not be worn where they present an electrical contact hazard with exposed live parts.
- Conductive materials, tools, and equipment that are in contact with any part of an employee's body shall be handled in a manner that prevents accidental contact with live parts. Such materials and equipment include, but are not limited to long conductive objects such as ducts, pipes, tubes, conductive hose and rope, metal-lined rules and scales, steel tapes, pulling lines, metal scaffold parts, structural members, and chains.
- When an employee works in a confined space or enclosed spaces (such as a manhole or vault) that contains exposed live parts, the employee shall use protective shields, barriers or insulating materials as necessary to avoid contact with these parts. Doors, hinged panels, and the like shall be secured to prevent them from swinging into employees. Refer to the confined space entry program.

	Richard L. Oreair & Co. Safety Management System	Doc No:	NFPA
		Initial Issue Date	7/19/17
NFPA 70E		Revision Date:	Initial Version
		Revision No.	0
		Next Review Date:	7/19/17
Preparation: Safety Mgr	Authority: President	Issuing Dept: Safety	Page: Page 4 of 9

Inspections

- Electrical equipment, tools, and appliances must be inspected prior to each use.
- The use of a hard fixed GFCI or a portable GFCI adapter shall be used with all portable hand tools, electric extension cords, drop lights and all 110 volt equipment.
- Faulty equipment, tools, or appliances shall be removed from service immediately and tagged "Out of Service", dated and signed by the employee applying the tag.

Equipment

All test instruments, equipment and their accessories be rated for circuits and equipment to which they will be connected. Test instruments, equipment, and their accessories shall meet the requirements of ANSI/ISA-61010-1-Safety Requirements for Electrical Equipment for Measurement, Control, and Laboratory Use Part 1 General Requirements, for rating and design requirements for voltage measurement and test instruments intended for use on electrical systems 1000 Volts and below.

Test instruments are verified to be in proper working order before and after an absence of voltage test is performed. When test instruments are used for the testing for the absence of voltage on conductors or circuit parts operating at 50 volts or more, the operation of the test instrument shall be verified before and after an absence of voltage test is performed.

Personal Protective Equipment

All insulating PPE must be inspected before each day's use and immediately following any incident that can reasonably be suspected of having caused damage. Insulating gloves shall be given an air test, along with the inspection.

Maximum test intervals for rubber insulating personal protective equipment shall include:

- Blankets-before first issue/every 12 months thereafter
- Gloves-before first issue and every 6 months
- Sleeveless before first issue and every 12 months
- Covers and line hose shall be tested if insulating value is suspect.

Energized Electrical Work Permit


Work on energized electrical conductors or circuit parts that are not placed in an electrically safe work condition shall be considered energized electrical work and shall be performed by written permit only.

Proper Illumination of Work Areas

Employees shall not enter spaces containing electrical hazards unless illumination is provided that enables the employees to perform the work safely. Where lack of illumination or an obstruction precludes observation of the work to be performed employees shall not perform any task within the Limited Approach Boundary of energized electrical conductors or circuit parts operating at 50 volts or more or where an electrical hazard exists.

Extension Cords

- Use only three-wire, grounded, extension cords and cables that conform to a hard service rating of 14 amperes or higher, and grounding of the tools or equipment being supplied.
- Only commercial or industrial rated-grounded extension cords may be used in shops and outdoors.
- Cords for use other than indoor appliances must have a rating of at least 14 amps.

	Richard L. Oreair & Co. Safety Management System		Doc No:	NFPA
			Initial Issue Date	7/19/17
NFPA 70E			Revision Date:	Initial Version
			Revision No.	0
			Next Review Date:	7/19/17
Preparation: Safety Mgr	Authority: President	Issuing Dept: Safety	Page:	Page 5 of 9

- Cords must have suitable strain relief provisions at both the plug the receptacle ends.
- Work lamps (drop light) used to power electrical tools must have a 3 wire, grounded outlet, unless powering insulated tools.
- Adapters that allow three wire, grounded prongs, connected to two wire non-grounded outlets are strictly prohibited.
- Cords must have a service rating for hard or extra-hard service and have S, AJ, ST, SO, SJO, SJT, STO, or SJTO printed on the cord.
- Cords may not be run through doorways, under mats or carpets, across walkways or aisles, concealed behind walls, ceilings or floors, or run through holes in walls, or anywhere where they can become a tripping hazard.
- High current equipment or appliances should be plugged directly into a wall outlet whenever possible.
 - All extension cords shall be plugged into one of the following:
 - A GFCI outlet;
 - A GFCI built into the cord;
 - A GFCI adapter used between the wall outlet and cord plug.
- All extension cords and or electrical cords shall be inspected daily or before each use, for breaks, plug condition and ground lugs, possible internal breaks, and any other damage. If damage is found, the extension cord or electrical cord shall be remove from service and repaired or replaced.
- Extension cords shall not be used on compressor skid to operated heat tapes or any other type of equipment on a temporary basis. Heat tapes or other equipment shall be hard wired per applicable electrical codes.

Outlets

- Outlets connected to circuits with different voltages must use a design such that the attachment plugs on the circuits are not interchangeable.

Multiple Outlet Boxes


- Multiple outlet boxes must be plugged into a wall receptacle.
- Multiple outlet boxes must not be used to provide power to microwave ovens, toasters, space heaters, hot plates, coffeepots, or other high-current loads.

Double Insulated Tools

- Double insulated tools must have the factory label intact indicating the tool has been approved to be used without a three wire grounded supply cord connection.
- Double insulated tools must not be altered in any way, which would negate the factory rating.

Switches, circuit breakers, and disconnects

- All electrical equipment and tools must have an on and off switch and may not be turned on or off by plugging or unplugging the supply cord at the power outlet.
- Circuit breaker panel boxes and disconnects must be labeled with the voltage rating.
- Each breaker within a breaker panel must be labeled for the service it provides.
- Disconnect switches providing power for individual equipment must be labeled accordingly.

	Richard L. Oreair & Co. Safety Management System	Doc No:	NFPA
		Initial Issue Date:	7/19/17
NFPA 70E		Revision Date:	Initial Version
		Revision No.:	0
		Next Review Date:	7/19/17
Preparation: Safety Mgr	Authority: President	Issuing Dept: Safety	Page: Page 6 of 9

Ladders

- Only approved, non-conductive ladders, may be used when working near or with electrical equipment, which includes changing light bulbs.
- Ladders must be either constructed of wood, fiberglass, or have non-conductive side rails.
- Wood ladders should not be painted, which can hide defects, except with clear lacquer.
- When using ladders they shall be free from any moisture, oils, and greases.

Energized and Overhead High Voltage Power Lines & Equipment

- A minimum clearance of 10 feet from high voltage lines must be maintained when operating vehicular and mechanical equipment such as forklifts, cranes, winch trucks, and other similar equipment.
- When possible, power lines shall be de-energized and grounded or other protective measures shall be provided before work is started.
- Minimum approach distance to energized high power voltages lines for unqualified employees is 10 feet.
- Minimum approach distance for qualified employees shall be followed per 29 CFR 1910.333(c)(3)(i) Qualified – Table S5 Selection and Use of Work Practices - Approach Distances for Qualified Employees – Alternating Current).

Confined or Enclosed Work Spaces


- When an employee works in a confined or enclosed space that contains exposed energized parts, the employee shall isolate the energy source and turn off the source and lock and tag out the energy source (Only qualified electricians can work on an exposed energy source).
- Protective shields, protective barriers or insulating materials as necessary shall be provided.

Enclosures, Breaker Panels, and Distribution Rooms

- A clear working space must be maintained in the front, back and on each side of all electrical enclosures and around electrical equipment for a safe operation and to permit access for maintenance and alteration.
- A minimum two-foot working floor space in front of panels and enclosures shall be painted yellow.
- Employees may not enter spaces containing exposed energized parts unless illumination is provided that enables the employees to work safely.
- Housekeeping in distribution rooms must receive high priority to provide a safe working and walking area in front of panels and to keep combustible materials to the minimum required to perform maintenance operations.
- All enclosures and distribution rooms must have “Danger: High Voltage – Authorized Personnel Only” posted on the front panel and on entrance doors.
- Flammable materials are strictly prohibited inside distribution rooms (Boxes, rags, cleaning fluids, etc.)

Lock Out/Tag Out

- No work shall be performed on (or near enough to them for employees to be exposed due to the dangers of tools or other equipment coming into contact with the live parts) live parts and the hazards they present.
- If any employee is exposed to contact with parts of fixed electric equipment or circuits which have been deenergized, the circuits energizing the parts shall be locked out or tagged or both.
- Conductors and parts of electrical equipment that have been de-energized but not been locked or tagged out shall be treated as live parts.

	Richard L. Oreair & Co. Safety Management System	Doc No:	NFPA
		Initial Issue Date	7/19/17
NFPA 70E		Revision Date:	Initial Version
		Revision No.	0
		Next Review Date:	7/19/17
Preparation: Safety Mgr	Authority: President	Issuing Dept: Safety	Page: Page 7 of 9

- Per RICHARD L. OREAIR & COMPANY policy all electrical will be outsourced and performed only by qualified and licensed electrical contractors who are familiar with the use of special precautionary techniques, PPE, insulating and shielding materials and insulated tools. Any equipment being made ready for maintenance will be locked out using RICHARD L. OREAIR & COMPANY's Control of Hazardous Energy – Lock Out/Tag Out Program. Lockouts are performed by the HSE Manager, Shop Foreman or Branch Manager. Designated employees in some branches may be trained by local management to lock out equipment. If live sources are to be worked it will only be performed with the knowledge of local management. Only certified electricians may work on electric circuit parts or equipment.
- Only authorized personnel may perform lock out/tag out work on electrical equipment and will follow RICHARD L. OREAIR & COMPANY's Control of Hazardous Energy – Lock out/Tag Out Program.
- Authorized personnel will be trained in lock out/tag out procedures.
- Affected personnel will be notified when lock out/tag out activities are being performed in their work area.

Contractors

- Only approved, certified, electrical contractors may perform construction and service work on RICHARD L. OREAIR & COMPANY or client property.
- It is the Manager/Supervisors responsibility to verify the contractor's certification.

Fire Extinguishers

- Approved fire extinguishers must be provided near electrical breaker panels and distribution centers.
- Water type extinguishers shall not be located closer than 50 feet from electrical equipment.

Electric Shock-CPR:


- If someone is discovered that has received an electric shock and is unconscious, first check to see if their body is in contact with an electrical circuit. Do not touch a person until you are sure there is no contact with an electrical circuit.
- When it is safe to make contact with the victim, begin CPR if the person's heart has stopped or they are not breathing.
- Call for help immediately.

Electric Welders

- A disconnecting means shall be provided in the supply circuit for each motor-generator arc welder, and for each AC transformer and DC rectifier arc welder which is not equipped with a disconnect mounted as an integral part of the welder.
- A switch or circuit breaker shall be provided by which each resistance welder and its control equipment can be isolated from the supply circuit. The ampere rating of this disconnecting means may not be less than the supply conductor ampacity.

Equipment Grounding

- All gas compressors, air compressors, separators, vessels, etc. shall be grounded by means of using a lug and ground strap, nominal in size to a ½" bolt or larger, attached to a ground rod six feet or longer.
- Equipment bonding jumpers shall be of copper or other corrosion-resistance material.

	Richard L. Oreair & Co. Safety Management System		Doc No:	NFPA
			Initial Issue Date	7/19/17
NFPA 70E			Revision Date:	Initial Version
			Revision No.	0
			Next Review Date:	7/19/17
Preparation: Safety Mgr	Authority: President	Issuing Dept: Safety	Page:	Page 8 of 9

- The transfer of hazardous or flammable material from a metal or plastic container with a flash point of 100 degrees F or less shall have a ground strap from the container and attached to the skid or a ground rod placed in the ground.

Additional Training Requirements for Qualified Persons Who Are Allowed to Work Within the Limited Approach Boundary

Employees are trained to understand the specific hazards associated with electrical energy. Employees shall be trained in safety-related work practices and procedural requirements as necessary to provide protection from the electrical hazards associated with their respective jobs. Employees shall be trained to identify and understand the relationship between electrical hazards and possible injury.

Employees shall be trained in the skills and techniques to distinguish exposed energized electrical conductors and circuit parts from other parts of electrical equipment, to determine the nominal voltage of exposed energized electrical conductors and circuit parts, the approach distances specified in Table 130.2 (below), and the decision making process necessary to determine the degree and extent of the hazard and the personal protective equipment and job planning necessary to perform the task safely.


Limited Approach Boundary				
Nominal system voltage range, phase to phase	Exposed movable conductor	Exposed fixed-circuit part	Restricted approach boundary (allowing for accidental movement)	Prohibited approach boundary
0 to 50 volts	Not specified	Not specified	Not specified	Not specified
51 to 300 volts	10 ft. 0 in.	3 ft. 6 in.	Avoid contact	Avoid contact
301 to 750 volts	10 ft. 0 in.	3 ft. 6 in.	1 ft. 0 in.	0 ft. 1 in.
751 to 15 KV KV	10 ft. 0 in.	5 ft. 0 in.	2 ft. 2 in.	0 ft. 7 in.
15.1 kV to 36 KV	10 ft. 0 in.	6 ft. 0 in.	2 ft. 7 in.	0 ft. 10 in.
36.1 KV to 46 kV	10 ft. 0 in.	8 ft. 0 in.	2 ft 9 in.	1 ft. 5 in.
46.1 KV to 72.5 KV	10 ft. 0 in.	8 ft. 0 in.	3 ft 2 in.	2 ft. 1 in.
72.6 KV to 121 KV	10 ft. 8 in.	8 ft. 0 in.	3 ft. 3 in.	2 ft. 8 in.
138 to 145	11 ft 0 in	10 ft. 0 in.	3 ft. 7 in	3 ft. 1 in.
161 KV to 169 KV	11 ft 8 in.	11 ft. 8 in.	4 ft. 0 in.	3 ft. 6 in.
230 KV to 242 KV	13 ft. 0 in.	13 ft. 0 in.	5 ft. 3 in.	4 ft. 9 in.
345 KV to 262 KV	15 ft. 4 in	15 ft. 4 in.	8ft. 6 in.	8 ft. 0 in.

Employees shall be trained in safety related work practices that pertain to their respective job assignments.

Retraining

Retraining will be conducted when the employee is not complying with safety-related work practices or when workplace changes necessitate the use of safety-related work practices that are different from those that the employee would normally use. An employee shall receive additional training (or retraining) under any of the following conditions:

- If the supervision or annual inspections indicate that the employee is not complying with the safety-related work practices

	Richard L. Oreair & Co. Safety Management System		Doc No:	NFPA
			Initial Issue Date:	7/19/17
NFPA 70E			Revision Date:	Initial Version
			Revision No.:	0
			Next Review Date:	7/19/17
Preparation: Safety Mgr	Authority: President	Issuing Dept: Safety	Page:	Page 9 of 9

- If new technology, new types of equipment, or changes in procedures necessitate the use of safety-related work practices that are different from those that the employee would normally use
- If he or she must employ safety-related work practices that are not normally used during his or her regular job duties

Retraining shall be performed at intervals not to exceed 3 years. Retraining shall be performed at intervals not to exceed 3 years.

Safe work practices shall be employed to prevent electric shock or other injuries resulting for either direct or indirect electrical contacts when work is performed near or on equipment or circuits which are or may be energized.

Training shall be documented and maintained for the duration of the employee's employment. Documentation shall be made when the employee demonstrates proficiency, be maintained for the duration of the employee's employment, and contain each employee's name and date of training.